

Thailand Sample Company

ABOUT COMPANY

Crif Number	TH0000000286
Registration No.	010XXXXXX944 from 31-Mar-2017
Legal Form	Limited Liability
Local Legal Form	Company Limited
Company Status	Active
Company Type	Headquarter
Business Size	Small

ADDRESS & CONTACTS

Address	27 Soi. Hiran Rujee 3 Prachathipok Rd. On Nut ,Suan Luang, Bangkok 10600 BANGKOK AND VICINITY, Thailand
Telephone(s)	+66 0-6830-11113

ACTIVITIES

Code	Description
5094	Wholesale Trade-Durable Goods - JEWELRY AND PRECIOUS STONES



COMPLIANCE RECORDS

Record Type	Record Date
Annual General Meeting (AGM)	31-Jul-2020

CAPITAL AND EQUITIES

Capital

Capital Type	Capital Amount	Start Validity Date
Registered Capital	5,000,000.00 THB	31-Mar-2017
Issued Capital	233,546.00 THB	01-Jan-2019

Equities

Equities Type	Number	Equities Amount	Single Share Value	Paid-up share value
Ordinary Shares	200	2,000.00 THB	10.00 THB	10.00 THB

HISTORICAL - LEGAL EVENTS

Changes in Capital

Capital Type	Capital Amount	Start Validity Date	End Validity Date
Issued Capital	233,546.00 THB	01-Jan-2019	-
Registered Capital	5,000,000.00 THB	31-Mar-2017	-
Capital Investment (former)	3,456.00 THB	31-Mar-2017	31-Dec-2018
Issued Capital (former)	123,000.00 THB	31-Mar-2017	31-Dec-2018

Changes in Company Name

Present Name Thailand Sample Company

Previous Name Thailand Company

MANAGEMENT





Name	Updated on
Chaxxxxxxx Anaxxxxxxx	31-Mar-2017
Kitxxxxxxx Thaxxxxxxx	

SHAREHOLDERS

Shareholders List

Shareholders list Completeness	Major shareholders	Shareholders list start validity date	31-Jul-2020
Total no. of Shareholders	4	Total Amount of Shares	5,000,000.00 THB

Shareholders

Name	Nationality	Shares Amount	Shares Number	Percentage
 Chaxxxxxxx Anaxxxxxxx	Thailand	2,750,000.00 THB	275,000	55.00 %
 Anaxxxxxxx	Thailand	750,000.00 THB	75,000	15.00 %
 Kitxxxxxxx Thaxxxxxxx	Thailand	750,000.00 THB	75,000	15.00 %
 Thaxxxxxxx Anaxxxxxxx	Thailand	750,000.00 THB	75,000	15.00 %

FINANCIAL INFORMATION

Financial Statement Type Company
Instance Type General (Company Limited)

Balance Sheet

	31-Dec-2019	31-Dec-2018
	12	12
	THB	THB

Assets

Current Assets

Cash and deposits at financial institutions	1,085,752.23	945,687.48
Accounts receivable	37,685.29	-
Total accounts and notes receivable	37,685.29	-
Inventories - net	4,997,657.74	5,120,941.62
Other current assets	99,065.44	8,539.97

Total Current Assets

Total current assets	6,220,160.70	6,075,169.07
-----------------------------	---------------------	---------------------

Non Current Assets

Property, plant and equipment - net	280,636.93	277,577.14
-------------------------------------	------------	------------

Total Non Current Assets

Total non-current assets	280,636.93	277,577.14
---------------------------------	-------------------	-------------------

Total assets	6,500,797.63	6,352,746.21
---------------------	---------------------	---------------------

Liabilities

Current Liabilities

Accounts payable	1,671,990.68	658,872.59
Other short-term loans	-	950,000.00
Other current liabilities	175,332.26	57,262.10

Total Current Liabilities

Total current liabilities	1,847,322.94	1,666,134.69
----------------------------------	---------------------	---------------------

Non Current Liabilities

Other long-term loans	2,550,000.00	-
-----------------------	--------------	---

Total Non Current Liabilities

Total non-current liabilities	2,550,000.00	-
--------------------------------------	---------------------	----------

Total liabilities	4,397,322.94	1,666,134.69
--------------------------	---------------------	---------------------

Liabilities And Equity
Equity

Common stocks - authorized shares	5,000,000.00	5,000,000.00
Common stocks - issued and paid-up shares	5,000,000.00	5,000,000.00
Unappropriated retained earnings	-2,896,525.31	-313,388.48

Total Equity

Total shareholders' equity	2,103,474.69	4,686,611.52
-----------------------------------	---------------------	---------------------

Total liabilities and shareholders' equity	6,500,797.63	6,352,746.21
---------------------------------------------------	---------------------	---------------------

Profit and Loss

	31-Dec-2019 12 THB	31-Dec-2018 12 THB
Total revenue	41,051,291.98	22,302,158.21
Net Sales	40,002,418.60	22,302,158.21
Cost of sales /services	37,779,323.84	19,193,552.74
Gross profit (loss)	2,223,094.76	3,108,605.47
General and administrative expenses	1,012,184.66	3,350,759.88
Selling and marketing expenses	4,842,920.31	-

Operating income (loss)	-3,632,010.21	-242,154.41
Other income	1,048,873.38	-
Other expenses	-	5,880.27
Income (loss) before depreciation and amortization	-2,583,136.83	-248,034.68
Income (loss) before interest and income taxes	-2,583,136.83	-248,034.68
Interest expenses	-	473.88
Income (loss) before income tax and extraordinary items	-2,583,136.83	-248,508.56
Income (loss) before extraordinary items	-2,583,136.83	-248,508.56
Income (loss) before minority interests	-2,583,136.83	-248,508.56
Net income (loss)	-2,583,136.83	-248,508.56

Ratios

31-Dec-2019	31-Dec-2018
12	12
THB	THB

Liquidity ratios

Quick Ratio (times)	0.66	0.57
Current Ratio (times)	3.37	3.65
Working Capital (baht)	4,372,837.76	4,409,034.38

Efficiency ratios

Collection Period (Days)	0.34	-
Accounts Receivable Turnover (times)	1,061.49	-
Days' Sales in inventory (days)	48.28	97.38
Inventory Turnover (times)	7.56	3.75

Average Payment Period (days)	16.15	12.52
Accounts Payable Turnover (times)	22.60	29.13
Fixed Asset Turnover (Times)	142.54	80.35
Total Asset Turnover (times)	6.15	3.51
Profitability ratios		
Gross Profit Margin (%)	5.56	13.94
Operating Profit Margin (%)	-9.08	-1.09
Net Profit Margin (%)	-6.46	-1.11
Return on Assets (%)	-39.74	-3.91
Return on Fix Assets (%)	-920.46	-89.53
Earning before Tax to Total Assets (%)	-39.74	-3.91
Return on Equity (%)	-122.80	-5.30
Financial policy ratios		
Debt Ratio (Times)	0.68	0.26
Debt to Equity (Times)	2.09	0.36
Capital to Total Assets (%)	76.91	78.71
Equity to Total Assets (%)	32.36	73.77
Interest Coverage (Times)	-	-523.41
Long term debt to total assets (%)	39.23	-
Debt Service Coverage Ratio (Times)	-	-523.41
Growth ratios		
Revenue Growth (%)	84.07	-
Net Profit Growth (%)	-939.46	-
Total Assets Growth (%)	2.33	-

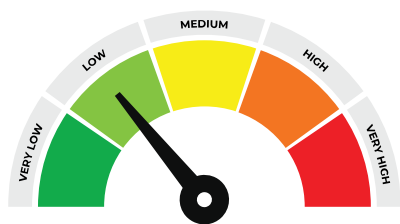
Sales Growth (%)

79.37

-



RISK EVALUATION



Score	1333 - 1391
Credit Limit	90000 - 180000
Score Tranche	B - Low Risk

Score Glossary

The score is the outcome of the risk evaluation based on the business information and financial statement. It aims at providing the likelihood of a company facing financial stress which leads to the bankruptcy, company dissolution, absolute receivership, or rehabilitation over the next 12 months.

- **Score:** It is varied between the five ranges as tabulated
- **Score Tranche:** It can vary from A- Very Low Risk to E-Very High Risk
- **Credit Limit:** The suggested exposure for commercial transactions

Crif Score	Risk Description	Tranche one
1442-1999	Very Low Risk	A
1333-1441	Low Risk	B
1274-1332	Medium Risk	C
1228-1273	High Risk	D
1001-1227	Very High Risk	E

APPENDIX

Customer Service

If you require further information or have any concerns, please contact our Customer Service.

PT Visi Globalindo Data Utama

Jl. Layur No. 17, RT. 7/RW. 6, Jati, Kec. Pulo Gadung, Kota Jakarta Timur, Daerah

Khusus Ubukota Jakarta 13220

Telephone Number: +6221-29833349

Email Address: info.idn@crif.com

Inquiries should always contain the below minimum details:

- Full Company Name
- Full Headquarters Address
- Telephone Number
- Business Identification Number
- Contact Name
- Reference
- Order Date



Disclaimer & confidentiality

THIS INFORMATION IS PROVIDED BY PT VISI GLOBALINDO DATA UTAMA (PT VISI) AT YOUR REQUEST SUBJECT TO THE TERMS AND CONDITIONS OF YOUR SUBSCRIPTION CONTRACT AND IS NOT TO BE DISCLOSED.

This report is furnished to the Subscriber in strict confidence for the sole and exclusive use by the Subscriber as one factor to consider in connection with credit and other business decisions. This report contains information compiled from various sources which PT VISI does not control and which has not been verified unless otherwise indicated in this report. PT VISI, therefore, does not accept responsibility for the accuracy, completeness, or timeliness of the report. PT VISI disclaims any and all liability for any loss or damage arising out of or in any way related to the use of the contents of this report. This report is strictly confidential and proprietary to PT VISI and/or information provider of PT VISI and may not be reproduced, published, or disclosed to others without the express written authorization of PT VISI

COPYRIGHT 2023 PT VISI GLOBALINDO DATA UTAMA THIS REPORT MAY NOT BE REPRODUCED IN WHOLE OR IN PART IN ANY FORM OR MANNER WHATSOEVER.

END OF REPORT